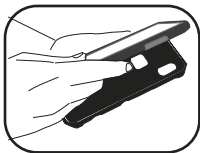


To Install:

1. Place phone in frame as shown. NOTE: Make sure phone screen is facing downwards.
2. Flip the phone with frame over. Your screen is now facing up. Attach the frame to the back piece starting from one side and gently tuck in the rest.

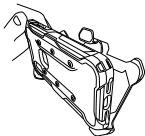


To Remove:

1. Remove the frame from the corner of the case.
2. Peel one of the corners of the case to push the frame out.
3. Gently separate the frame from the rest of the case.



To Use Holster



STEP 1:

Place case in holster as shown

NOTE: Make sure screen is facing inwards



STEP 2:

Snap case into holster

To Use Kickstand



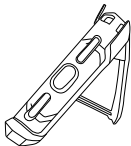
STEP 1:

Push Thumb Tab



STEP 2:

Position support arm into lowest slot as shown



STEP 3:

Phone will sit at a 55° Viewing angle